

## Luminaire

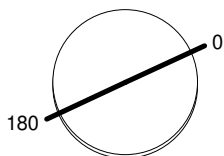
Code 1748020A  
Name DEMETRA MICRO LED PARETE BIANCO

## Measurerm.

Code FTS1601603  
Name DEMETRA MICRO LED PARETE BIANCO

Luminaire Flux	257 lm	Luminaire Power	6.0 W	Efficacy	42.817 lm/W	Efficiency	100.00%
Source Flux	257 lm	Maximum value	525.79 cd/klm	Position	C=0.00 G=0.00	CG	Rotosymmetrical
Round Luminaire		Diam.	100 mm	Height	5 mm		
Round Luminous Area		Diam.	20 mm	Height	0 mm		
Horizontal Luminous Area		0.000314 m2		Emitting area on Plane 180°		0.000000 m2	
Emitting area on Plane 0°		0.000000 m2		Emitting area on Plane 270°		0.000000 m2	
Emitting area on Plane 90°		0.000000 m2		Glare area at 76°		0.000076 m2	
Coordinate system		CG		Symmetry Type		Rotosymmetrical	
Date		06-07-2016		Maximum Gamma Angle		180	
Measurement Distance		0.00		Measurement Flux		257 lm	
LED Flux=524,3lm LED Power=4,3W Eff=49% EfcLed=122lm/W EfcLum=43lm/W Ra=90 SDCM=2 L70(6K)=50000h							
C.I.E.	66 96 100 100 100			D DIN 5040	A50		
F UTE	1.00 C			B NBN	BZ 2		

Diam=100mm



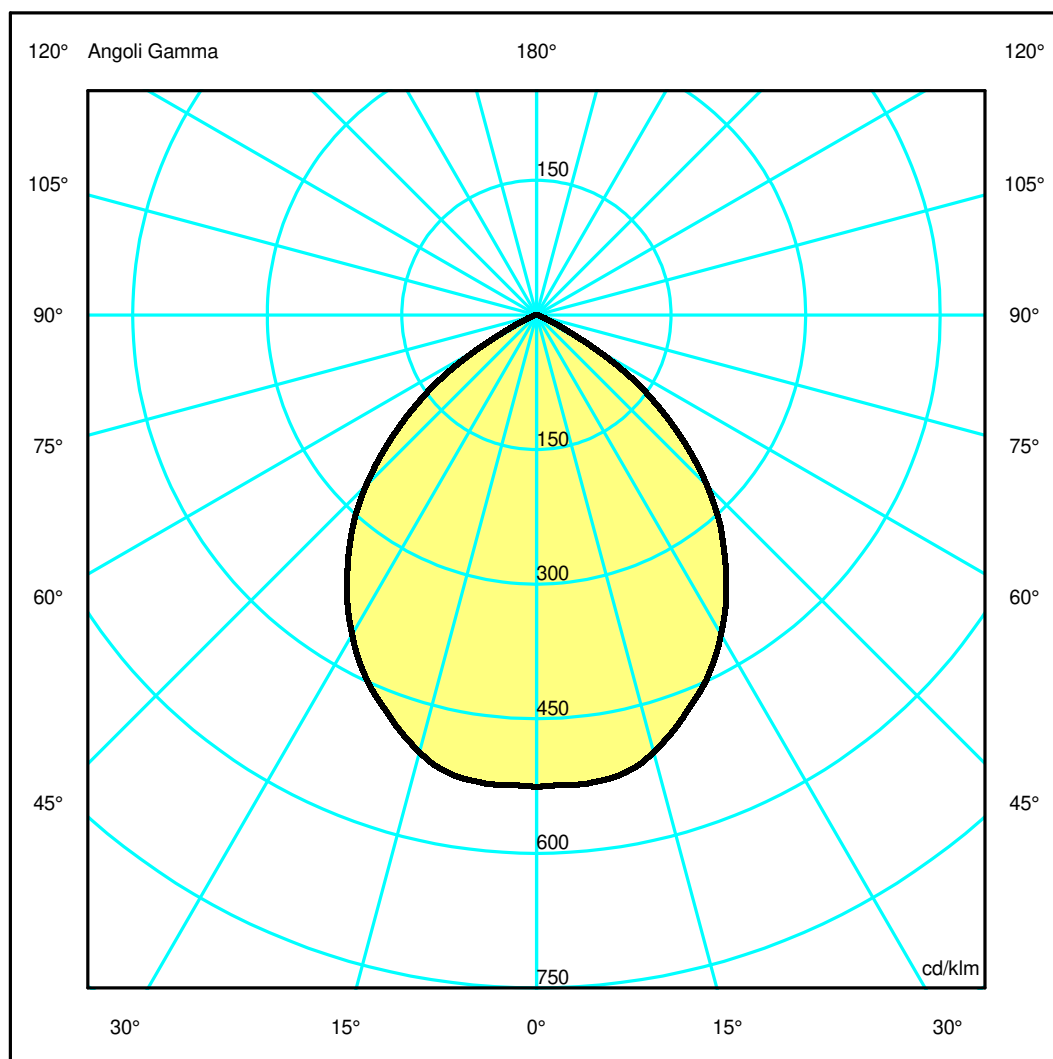
Semipiani C

180.0 ——— 0.0

ULOR 0.01 %

DLOR 99.99 %

RN 0.01 %



## Luminaire

Code 1748020A  
Name DEMETRA MICRO LED PARETE BIANCO

## Measurerm.

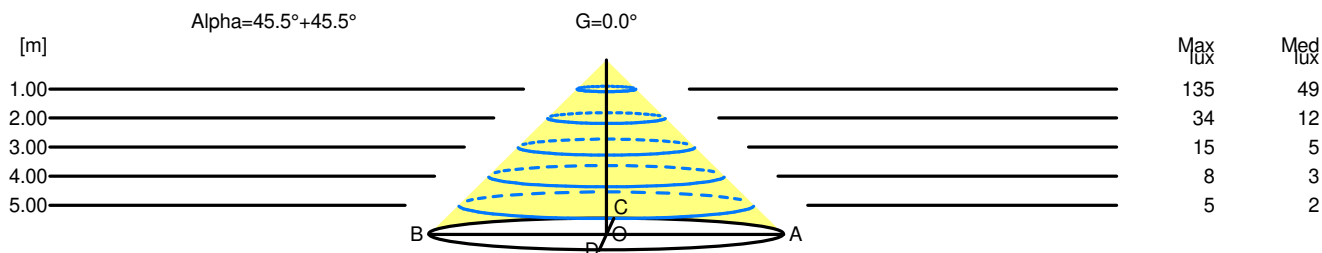
Code FTS1601603  
Name DEMETRA MICRO LED PARETE BIANCO

Luminaire Flux	257 lm	Luminaire Power	6.0 W	Efficacy	42.817 lm/W	Efficiency	100.00%
Source Flux	257 lm	Maximum value	525.79 cd/klm	Position	C=0.00 G=0.00	CG	Rotosymmetrical
Round Luminaire		Diam.	100 mm	Height	5 mm		
Round Luminous Area		Diam.	20 mm	Height	0 mm		
Horizontal Luminous Area		0.000314 m2		Emitting area on Plane 180°		0.000000 m2	
Emitting area on Plane 0°		0.000000 m2		Emitting area on Plane 270°		0.000000 m2	
Emitting area on Plane 90°		0.000000 m2		Glare area at 76°		0.000076 m2	
Coordinate system		CG		Symmetry Type		Rotosymmetrical	
Date		06-07-2016		Maximum Gamma Angle		180	
Measurement Distance		0.00		Measurement Flux		257 lm	
LED Flux=524,3lm LED Power=4,3W Eff=49% EfcLed=122lm/W EfcLum=43lm/W Ra=90 SDCM=2 L70(6K)=50000h							
C.I.E.	66 96 100 100 100			D DIN 5040	A50		
F UTE	1.00 C			B NBN	BZ 2		

### Width at 50.00 % of Max Intensity

H[m]	1.00	2.00	3.00	4.00	5.00	H[m]	1.00	2.00	3.00	4.00	5.00
OA	1.02	2.04	3.05	4.07	5.09	OC	1.02	2.04	3.05	4.07	5.09
OB	1.02	2.04	3.05	4.07	5.09	OD	1.02	2.04	3.05	4.07	5.09

	Luminous Intensities [ cd/klm ]									
	0	5	15	25	35	45	55	65	75	85
OA	135.07	134.96	129.56	115.13	94.68	69.09	37.59	6.36	1.23	0.49
OB	135.07	134.96	129.56	115.13	94.68	69.09	37.59	6.36	1.23	0.49
OC	135.07	134.96	129.56	115.13	94.68	69.09	37.59	6.36	1.23	0.49
OD	135.07	134.96	129.56	115.13	94.68	69.09	37.59	6.36	1.23	0.49



H[m]	D[m]	Max lux	Med lux	Alpha=45.5°+45.5°	G=0.0
1.00	2.04	135	49		
2.00	4.07	34	12		
3.00	6.11	15	5		
4.00	8.14	8	3		
5.00	10.18	5	2		